TECHNICAL SPECIFICATIONS

Please contact Jay Kavanagh for further information.
jay@limetreetheatre.ie
+35387 2570422

Contents

Address, Staff 4
Telephone Numbers 4
Auditorium and Seating Capacity 4
Stage 5
Access 5
Stage Specifications 5
Fly's 6
Masking & Drapes 8
Access Equipment 7
Lighting 8
Dimming 9
Mains Supplies 9
Lantern Stock 9
Accessories and cable 9
Sound Control 10
Outboard 10
Speaker System 10
Microphones 10
Ancillaries and Cabling 10
Touring 10
Communications 11
Q-Lites 11
Comms 11
Prompt desk 11
Hearing Assistance & Audio Description 12
Backstage Facilities 12
Venue plans 13
Directions to The Lime Tree Theatre 17
Scene Dock Access illustration 17

Address

The Lime Tree Theatre
Mary Immaculate Collage
Courtbrack Avenue, (off Dock Road)
Limerick.
Ireland.
V94 4D85

Staff

Managing Director	Louise Donlon
Marketing Manager	Gill Fenton
Technical Manager	Jay Kavanagh 087 2570422
Technical Assistant	Gary Lysaght
Box Office Manager	Sharon Kiely
Deputy Marketing Manager	Sean Lynch

Telephone Number

(061) 953 400

Auditorium and Seating Capacity

510 seat (4 disabled positions) raked auditorium across 3 levels.
6 audience entrance / exit doors.

Stage and Access

Get in is via a cargo lift from ground level loading bay to stage level, the get in door is situated on the stage right side of the stage.

The cargo lift is 5.77m wide 2.40m deep and 3m high with 1.5m headroom at the stage level. S.W.L 5000KG.

Parking is available for a van or truck outside the cargo lift. Personal vehicles cannot be accommodated.

Stage Specifications

The stage is a ply sprung floor with a hardwood ply skin painted matt black. You may screw into the floor with approval from the Technical manager. We have a stock of braces and stage weights. See masking and drapes p5.

There is a removable arched steel deck stage extension in 13 pieces which runs the full width of the proscenium arch. 2.290m at the apex 96cm at the side and 1.1m high (See measurements plan)

We have 4 steel deck 8x4 with a 80mm ply top. Assorted leg height. Please contact the technical manager for further details.

- Stage height From auditorium floor 1.1m
- Proscenium opening 10m
- Proscenium Height 5.95m
- Depth of setting line without forestage 9.5m
- Tension wire Grid height 9m
- Fly Bar top dead 8.5m
- Fly bar length 11.m
- Fly bar diameter 48mm od
- Stage right wing dimensions 3m wide x 9.2m deep
- Stage left wing dimensions 3m wide x 9.2m deep.

Fly's & FOH.

Front of house 30cm box truss for pa immediately in front of the false proscenium flown on two Loadguard BGV C1 500kg hoist. U.D.L.1000kg. Point load 500kg
6 motorized dual speed bars normally containing 4 internally wired bars with 16amp sockets and 1 motorized set of traverse tabs. SWL. 500KG.

21 manual hemp sets with a 100kg SWL.

Number	Purpose	Type	S.W.L
N/A	Loudspeaker truss	Motorized	1000kg
N/A	Blue house border	Dead hung	N/a
N/A	Blue house tabs	Dead hung	N/a
N/A	False proscenium	Dead hung	N/a
1	Black border	Manual hemp set	100kg
H1	Lx.1 with I.W.B	Motorized set	500kg
2	Wind up rear projection screen	Hand winch	200kg
3	Empty	Manual hemp set	100kg
4	Empty	Manual hemp set	100kg
5	Empty	Manual hemp set	100kg
6	Black border	Manual hemp set	100kg
H2	Lx.2 with I.W.B	Motorized set	500kg
7	Empty	Manual hemp set	100kg
8	Empty	Manual hemp set	100kg
9	Empty	Manual hemp set	100kg
10	Black border	Manual hemp set	100kg
H3	Lx 3 with I.W.B	Motorized set	500kg
11	Empty	Manual hemp set	100kg
12	Empty	Manual hemp set	100kg
H4	Lx 4 with I.W.B	Motorized set	500kg
13	Empty	Manual hemp set	100kg
14	Black border	Manual hemp set	100kg
H5	Lx 5 with I.W.B	Motorized set	500kg
15	Empty	Manual hemp set	100kg
16	Empty	Manual hemp set	100kg
17	Empty	Manual hemp set	100kg

18	Black border	Manual hemp set	100kg
H6	Traverse tabs.	Motorized set	500kg
19	Empty	Manual hemp set	100kg
20	Empty	Manual hemp set	100kg
21	Empty. This bar has a limited height of 6m.	Manual hemp set	100kg

Fly's

- Motorized set control from gantry or onstage pickle.
- Hemp sets located on the stage left side of gantry.
- 12 x Loadguard BGV C1 500kg hoists on three up down beams on beam trollies in groups of four to a beam.
- 2 x 11m lengths of ladder truss available rigged on chain hoists.
- 6-way guardian motor controller situated in the gantry.
- See hanging plot. For positions and additional rigging points
- Wrap around gantry 3 sides.
- Tension wire grid for access to position motors 13.15m x 13.15m

Masking & Drapes

- Midnight blue velour house tab and pelmet 6m x 7.5m
- 1 x pair of black wool serge curtains pleated 6m x 7.5m
- 8 x black wool serge legs on swivels pleated 2m x 5.9m
- 8 x black wool serge legs on tracks pleated 1.5m x 6m
- 5 x black wool serge borders. Not pleated 11m x 2m
- 1 x white cyclorama 11m x 7.5m
- Assorted braces and stage weights
- Assorted lengths of conduit

Access equipment.

- 1 x Zarges ladder max working height 6.5m
- 1 x Genie GR20 vertical hoist. Working height 8m s.w.l 150kg Please note a valid MEWP ticket is necessary for anyone wishing to use the Genie.
- 2 x small A-Frame ladder.

Lighting

Control

ETC ION XE 20 with Touch screen.

Lighting facility panels with dimming power, non dim relays, hot power, dmx and data to the following locations.

- Control room
- Front of house bridges. 1 and 2.
- Mid auditorium boom left and right.
- Proscenium boom left and right.
- Stage floor downstage left and right and upstage left and right.
- Fly floor left and right.

Dimming

ETC sensor dimmers. 150 dimmable circuits

- 36 front of house
- Maximum of 106 onstage including floor patches
- 4 at each mid auditorium boom.
- 25 non dim relay dmx circuits located throughout the stage and auditorium
- 25 x 20amp independent circuits at various points around the stage and auditorium with a manual switch beside each circuit.

Mains supplies.

- Lighting power. 2 X 63amp 3phase sockets located stage right at stage level
- Sound power 1 x 32A single phase stage right at stage level.
- Rigging power 1 x 63A 220/315v 3 phase located in the stage right gantry.

Lantern stock

- 6 x Source 4 19º 750W
- 16 x Source 4 26º 750W
- 6 x Source 4 36º 750W
- 16 x Source 4 15/30º 750W
- 10 x Source 4 25/50º 750W
- 24x Selecon Rama Fresnel 1200W
- 8x Selecon Arena Pebble Convex 2000W
- 36x Thomas Par 64 1000W
  (12 pars are currently in use as houselights, Please check with tech manager).
- 6x Selecon Lui 4-way cyc floods 1000W
- 2x Robert Juliat Topaze Follow spot with stand 1200W
- 8x Prolights Studiocob Full colour LED.

Accessories

- 3 x iris for source 4
- 6 x gobo holder for source4
- 6 x top hat for source4
- 35 x Doughty boom arms
- 6 x Doughty Boom base
- 6 x aluminum 3m scaffold pipe for above.
- 1 x Martin mg2500hz hazer

Cable (power and control)

- 12 x 6 way I.W.Bs
- 6 x 5m multicore
- 6 x 12m multicore
- 6 x 16m multicore
- 6 x 20m multicore.
- 10 x male 16A spider
- 10 x female 16A spider
- 6 x 4 way socket boxes (for cyc floods)
- 20 x 3m 16A mains cable
- 20 x 10m 16A mains cable
- 20 x 3way 16A splitter
- 20 x 5m 16A mains cable

DMX

- 5 x 3m DMX
- 5 x 5m DMX
- 5 x 10m DMX

While we have a stock of gel, it is limited. It is assumed that companies will supply their own Gel.
Please note, multi is used on I.W.BS.

Sound

Control

Yamaha LS9 16 digital console (booth & auditorium mix positions)
usually situated in control booth
Fitted with YGDAI MY8-AD96 analogue input card, Dsub cable and 8 way pre amp.

Speaker system

- 1 x D&B Q7 stage right on s/r proscenium lighting boom
- 2 x D&B Q7 Centre cluster on loud speaker truss
- 1 x D&B Q7 stage left on s/l proscenium lighting boom.
- 2 x D&B Q7 Delays hung from FOH 2
- 2 x D&B QSUB on the floor in front of the stage.
- 5 x D&B E0 front fills
- 4 x D&B E12 monitors.

Microphones

- 4 x Shure Beta 91A
- 6 x Shure SM58-LC
- 4 x Shure SM57-LC
- 1 x Shure DMH57-52 Drum mic set.
- 4 x Shure PG81-XLR

Ancillaries and cable

- 6 x BSS AR133 Di box
- 10 x K&N tall boom mic stands
- 6 x K&N short boom mic stands
- Assorted mic cable 3m – 15m
- Assorted multicore for patching into our audio system

Touring

We are happy for touring companies to use our system and equipment. The front of house mix position is located at the back of the auditorium with easy access to our full audio patch system.

Q-Lites

The theatre operates a totally patchable GDS Cuelight system, which is built into the stage management desk, with 12 remote outstations and further fixed outstations located at each auditorium door.

Comms

The theatre operates a dual circuit Techpro system capable of handling up to 12 outstations. We have 10 headsets and belt packs which can be patched to most areas in the stage and auditorium as well as comms built into the stage management desk.

Prompt desk.

The stage management desk has a full cue light system and paging facility to front of house, back of house and bar bells. The desk can be situated in the following areas. Stage right wing, stage left wing or control room.
There is a paging station located in the control room.

Hearing Assistance

The theatre operates a Sennheiser IR system for use with dedicated headsets and neck loops. This is connected to the show relay system. We have 12 headsets and 5 loop sets.

WiFi.

Access to the WI network is available on request from the Technical Manager.

Backstage Facilities

Access to the back stage and dressing rooms is via a door located in the foyer. This door is accessed with a swipe card, which we will provide to the company on their arrival.

There are two dressing rooms and one green room. There is a shower and hand basin in each dressing room.

There is a show relay video monitor and loudspeaker in both dressing rooms and the green room

Toilet facilities are located outside dressing room 1. and the green room.

Both toilets are wheelchair accessible

Laundry facilities

There is a 7kg washer and a 9kg condenser drier located in the green room.

PLANS. Lighting bar measurements

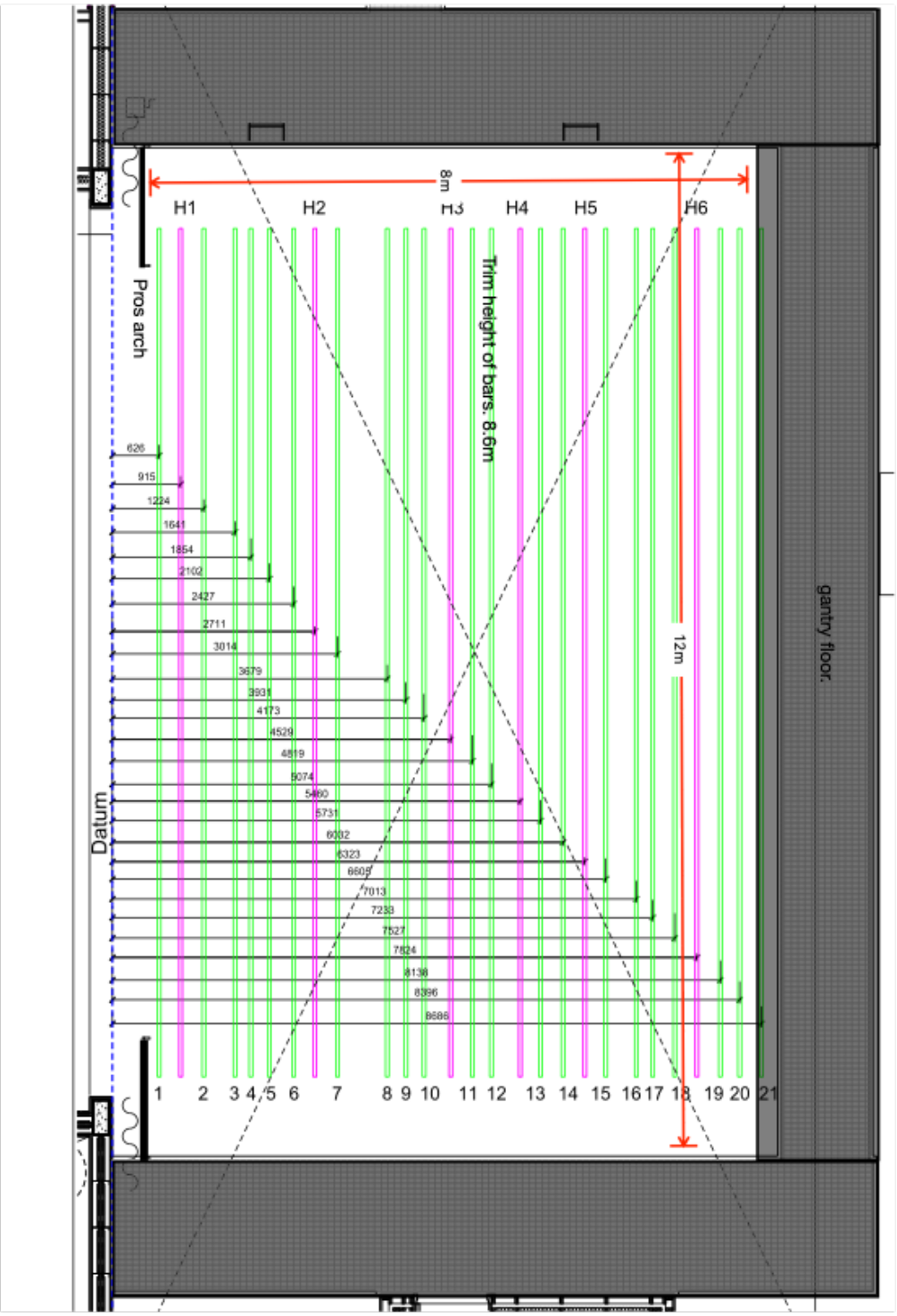

Stage section

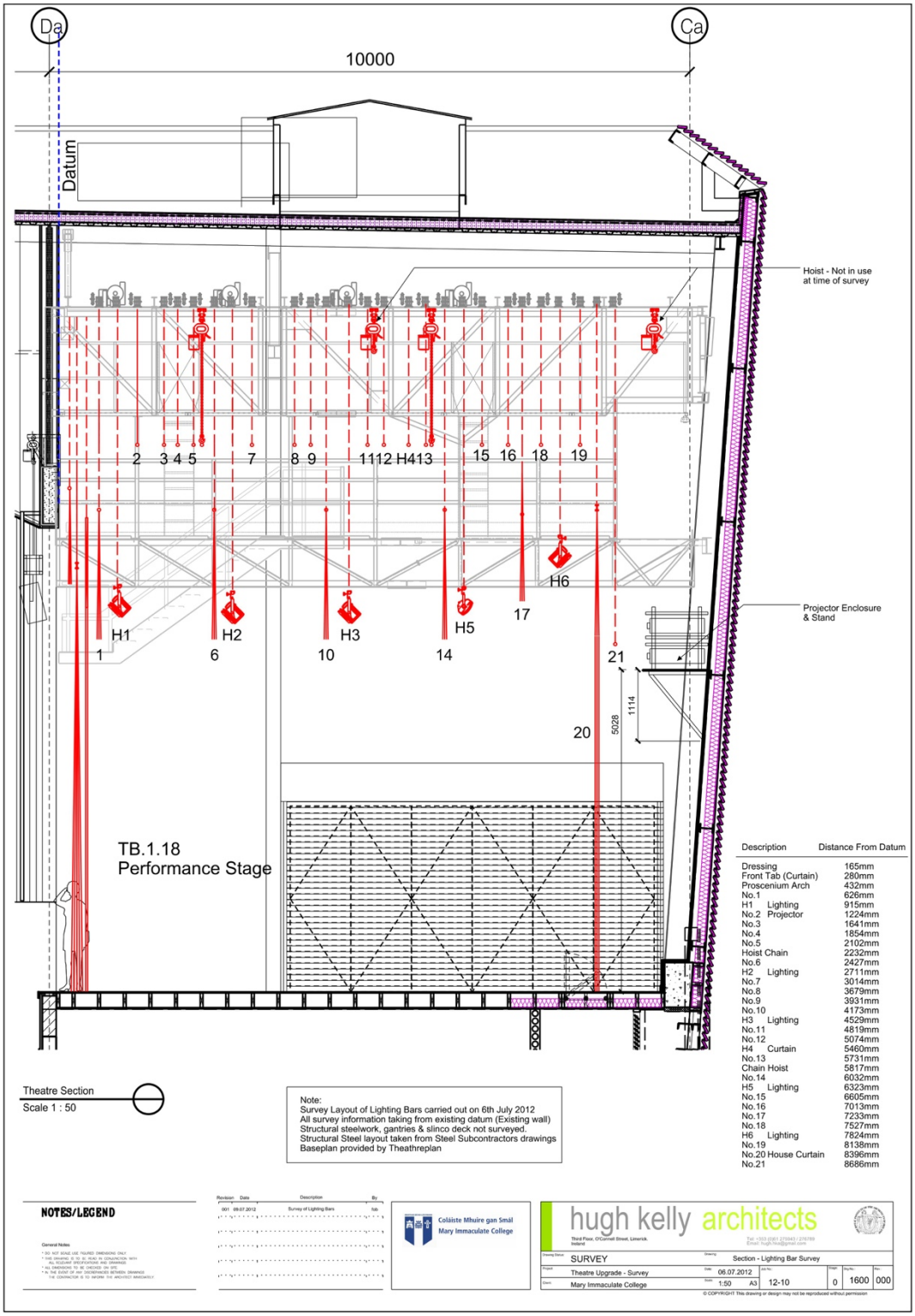

Description	Distance From Datum
Dressing	165mm
Front Tab (Curtain)	280mm
Proscenium Arch	432mm
No.1	626mm
H1 Lighting	915mm
No.2 Projector	1224mm
No.3	1641mm
No.4	1854mm
No.5	2102mm
Hoist Chain	2232mm
No.6	2427mm
H2 Lighting	2711mm
No.7	3014mm
No.8	3679mm
No.9	3931mm
No.10	4173mm
H3 Lighting	4529mm
No.11	4819mm
No.12	5074mm
H4 Curtain	5460mm
No.13	5731mm
Chain Hoist	5817mm
No.14	6032mm
H5 Lighting	6323mm
No.15	6605mm
No.16	7013mm
No.17	7233mm
No.18	7527mm
H6 Lighting	7824mm
No.19	8138mm
No.20 House Curtain	8396mm
No.21	8686mm

Basic measurements

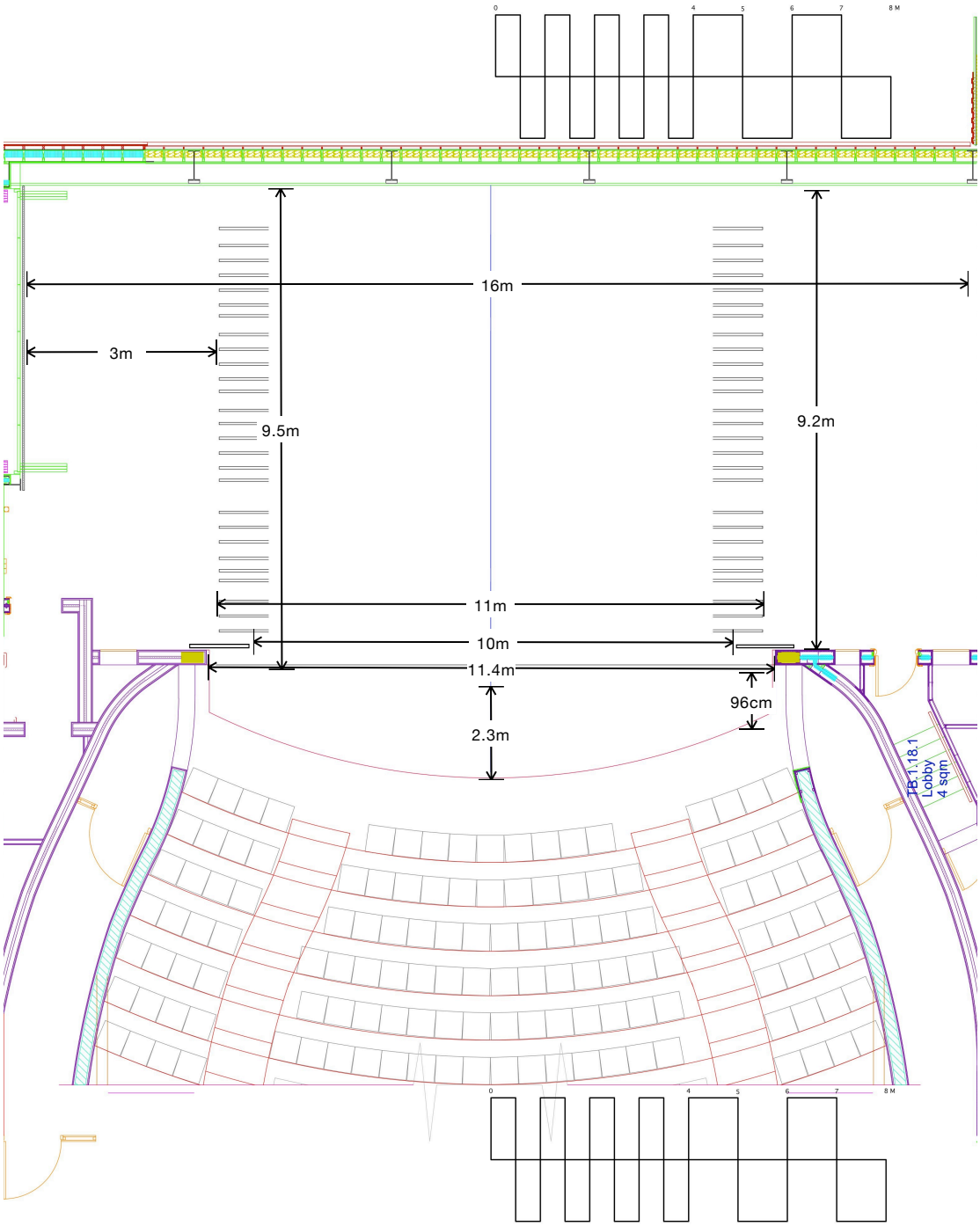

FOH overhead plan

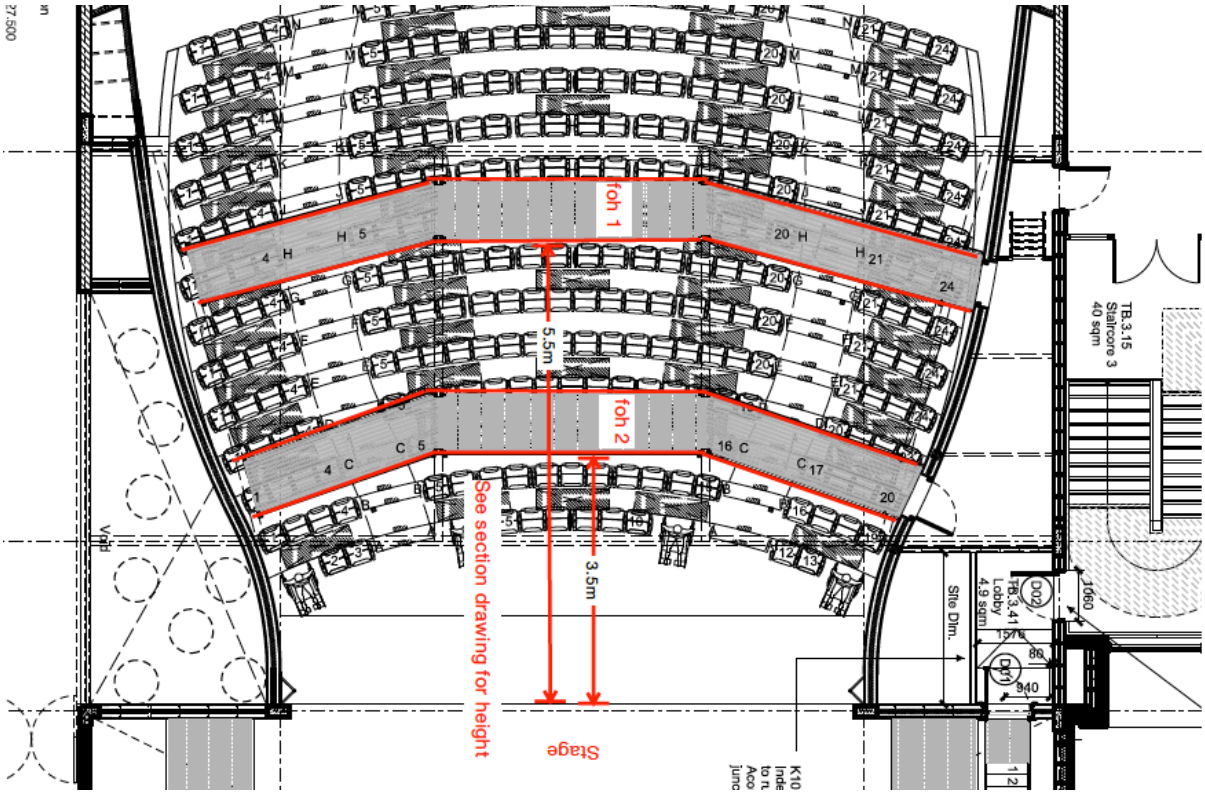

FOH Section

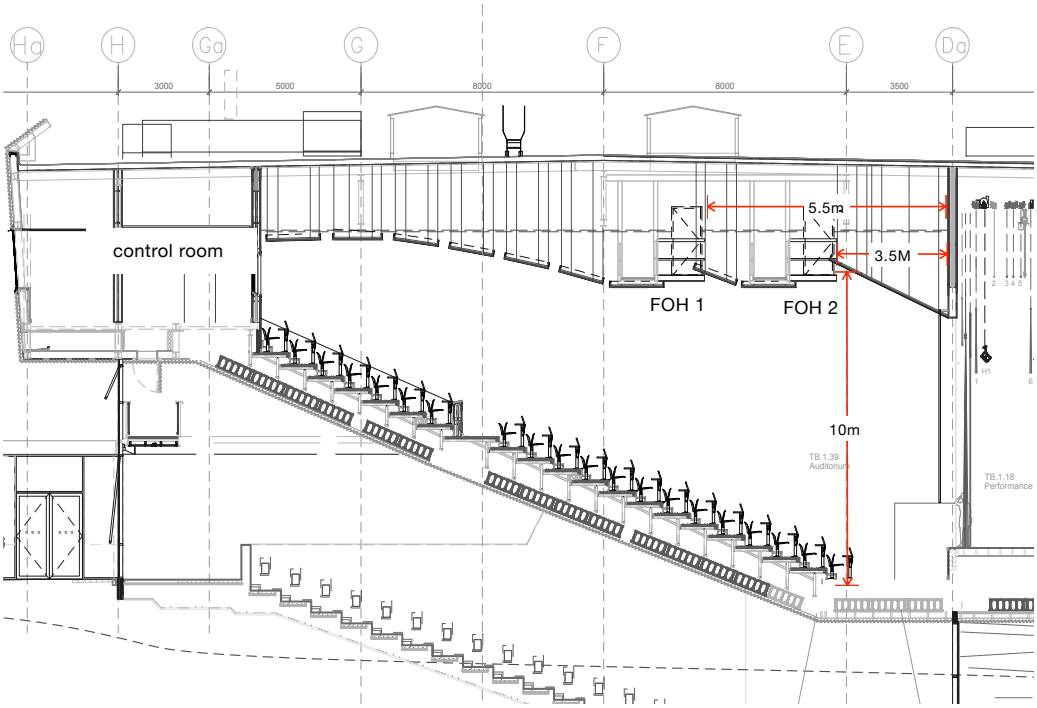

Plans are available in PDF format from the Technical manager. Some DWGs are also available on request.

Directions to the Lime Tree Theatre, Mary Immaculate College, Limerick

Coming from East/North on M7 (Nenagh/Dublin)
Follow the by-pass around Limerick city to last exit before the tunnel **(EXIT 2)**

From EXIT 2:
At roundabout at bottom of off-ramp at **EXIT 2,** take 3rd exit, following signs for the city centre
Immediately after passing under the motorway, is a second roundabout, take 2nd exit, continuing to follow signs for City Centre (you are now on the Dock Road)
Drive approx. 1 km, come to another roundabout, go straight through, continuing towards the city centre.
Drive through next set of traffic lights

At second set of traffic lights, turn right on to Courtbrack Avenue
Drive approx 300m, main entrance to **Mary Immaculate College** is on the left.
Drive into the grounds, following the road as it veers to the right. The Theatre is in the main modern building directly ahead. Parking is to the left.
Access to the scene dock: as you drive towards the building you will see an entrance that allows you to drive in towards the main entrance (restricted access)

Scene Dock Access